



Features :

- Class 0.5 accuracy
- True RMS current measurement
- Available in LED display
- CT programmable up to 4000A
- CE & RoHS certified

Certifications : CE 

Display specifications

Display	7 segment LED Display
Digits	4
Digit height	0.56" (14.2mm)
Display range	0 - 4960A
Resolution	0.001, 0.01, 0.1, 1A (Depending upon CT primary)

Input specifications

Electrical connection	1 Ø-2 wire
Input type	AC / DC
Input current range	50mA - 5A AC
Continuous max. input current	120% of rated current
Accuracy	±0.5% of F.S (CT primary / shunt setting)
Overrange indication	>6.2AAC
Frequency range	50 / 60Hz

Electrical specification

Installation category	III
High voltage test	2kV AC, 50Hz
IP protection	IP51 Front only
Sampling rate	3 samples / second
Dielectric withstand voltage	2kV AC between auxiliary supply & measuring input
Rated impulse withstand voltage	3.5kV (1.2/50µS)

Auxiliary supply specifications

Auxiliary supply	AC: 240V AC ±20%, (50 / 60Hz) 110V AC ±20% , (60Hz)
Supply frequency	50 / 60Hz
Input burden	0.5 VA @ 5AAC
Power consumption	5VA max @ 240V AC

Settable parameters

CT Primary setting	5, 10, 20, 30, 40, 50, 60, 75, 80, 100, 150, 200, 250, 300, 400, 500, 600, 800, 1000, 1200, 1500, 1600, 2000, 2500, 3000, 4000 (Via tact switch)
CT Secondary setting	5A fixed

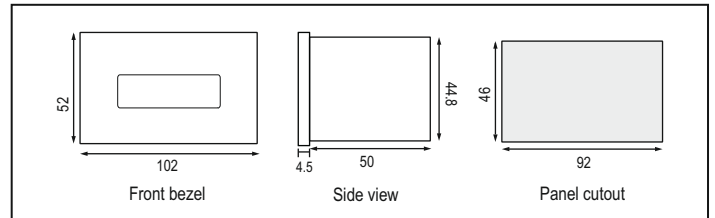
Environmental specifications

Operating temperature	-10°C to +55°C (14°F to 131°F)
Storage temperature	-20°C to +75°C (-4°F to 167°F)
Humidity (non-condensing)	Upto 95% RH
Pollution degree	2

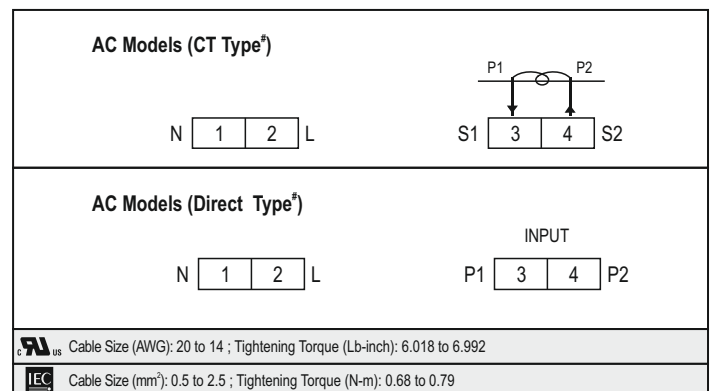
Mechanical specifications

Mounting	Panel mount
Bezel size	48 mm x 96 mm
Overall depth	50 mm
Weight	170 gms

Dimensions (All are in mm)



Terminal connections






#NOTE

- 1) **CT Type:** There is an internal CT with CT setting. Above 5A(0-5A model) external CT is required.
- 2) **Direct Type:** Input is directly connected to the input of the unit.

Compliance

Applicable EMI / EMC Standards		
Product Standard : IEC 61326-1		
Category		Standards Compliance
ESD Immunity	IEC 61000-4-2	Level IV (Air discharge : 15kV), (Contact Discharge : -8kV)
Surge Immunity	IEC 61000-4-5	+/- 2kV common mode, (Line to ground) +/- 1kV differential mode, (Line to Line)
Radiated Susceptibility	IEC 61000-4-3	Level III, 80 to 1000MHz (10V/m) Level II, 1.4GHz to 2GHz (3V/m) Level I, 2GHz to 2.7GHz (1V/m)
Conducted Susceptibility	IEC 61000-4-6	Level II (3V/m)
Voltage Dips and Interruptions	IEC 61000-4-11	Dips : 0% residual voltage / 1 cycle (Criteria B), 40% residual voltage / 10 cycles 50Hz / 12 cycles 60Hz (Criteria C) 70% residual voltage / 25 cycles 50Hz / 30 cycles 60Hz (Criteria C) Interruptions : 0% residual voltage / 250 cycles 50Hz / 300 cycles 60Hz (Criteria C)
Conducted Emission	CISPR-11	
Radiated Emission	CISPR-11	
Electrical Fast Transient	IEC 61000-4-4	Level III (2kV)

Ordering Information

Product Code	Supply Voltage	Certification
MA12	240V AC	---
MA12-CE	240V AC	CE
MA12-CU	240V AC	CE 
MA12-20A-AC	240V AC	---
MA12-75mV-DC	240V AC	---
MA12-110V-CU	110V AC	CE 
MA12-100mV-DC-110V-CU	110V AC	CE 

Note:

- CT Type** : There is an internal CT with CT setting (5-4000A).
For current input >5A, external CT is required.
- Direct Type** : Input is directly connected to the unit.